

# Time

## Learning Objective:

To be able to tell and write the time on an analogue clock.



What is a  
day?

How would you  
describe it?

One day is the time it takes for the Earth to spin once on its axis and lasts from midnight to midnight. A day can be split into different time measures: hours, minutes and seconds.


How many hours are there in a day?

How many minutes are there in an hour?

How many seconds are there in a minute?




How many hours are there in a day?




There are **24** hours in a day!

How many minutes are there in an hour?



There are **60** minutes in an hour!

How many seconds are there in a minute?



There are **60** seconds in a minute!

**Did you get those right?**

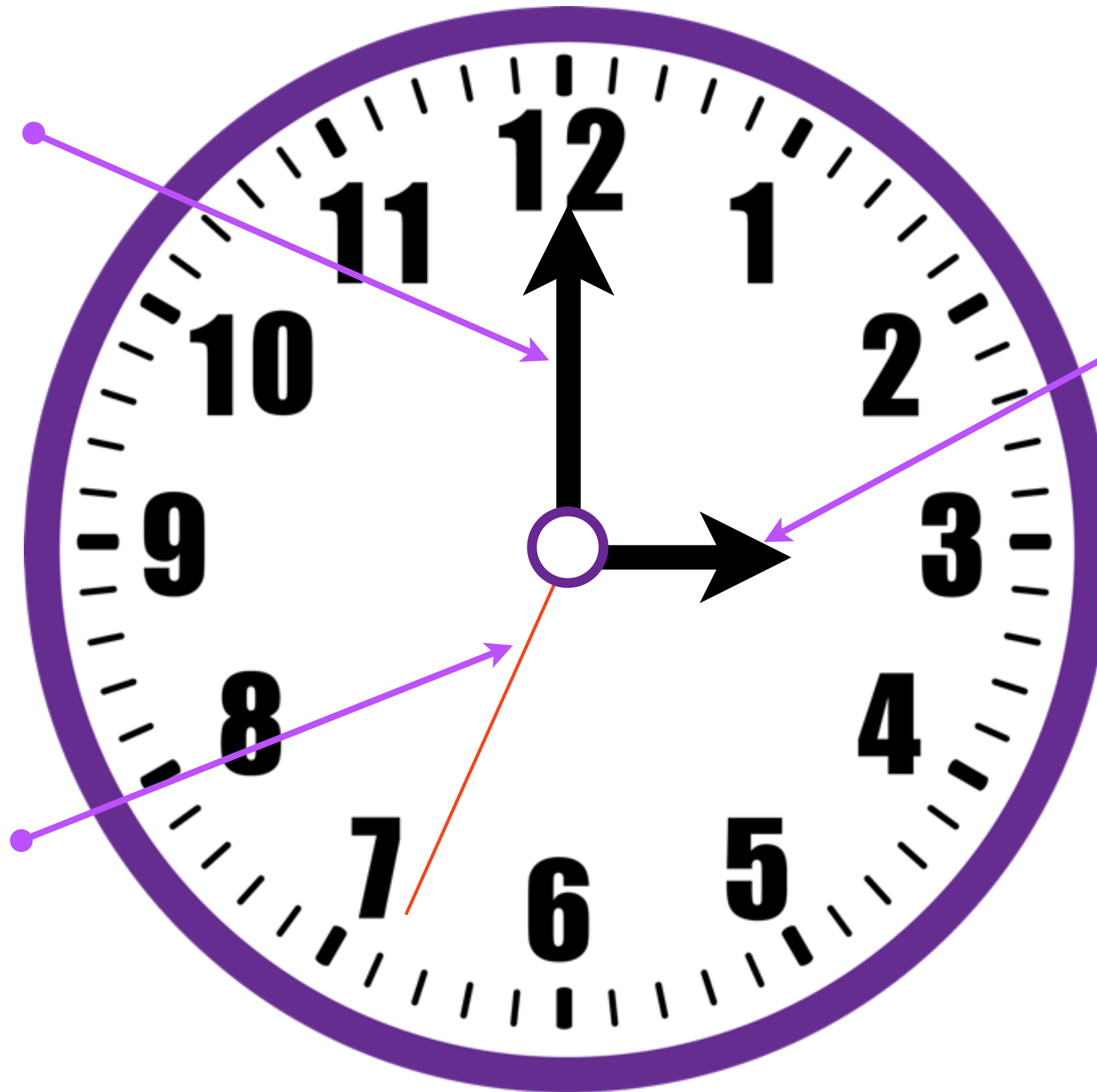


Today we're going to be telling the time. Let's remind ourselves about the different hands on a clock...




This is the **minute hand**. It goes around the whole clock once every hour.

This is the **second hand**. It goes around the whole clock once every minute.




This is the **hour hand**. It goes around the whole clock twice a day - once in the morning (a.m.) and once in the afternoon (p.m.).



Each of these marks represents one minute. There are 60 of them on a clock face. Every minute, the minute hand moves to a new minute marker. When it has gone all the way around the clock, an hour has passed.

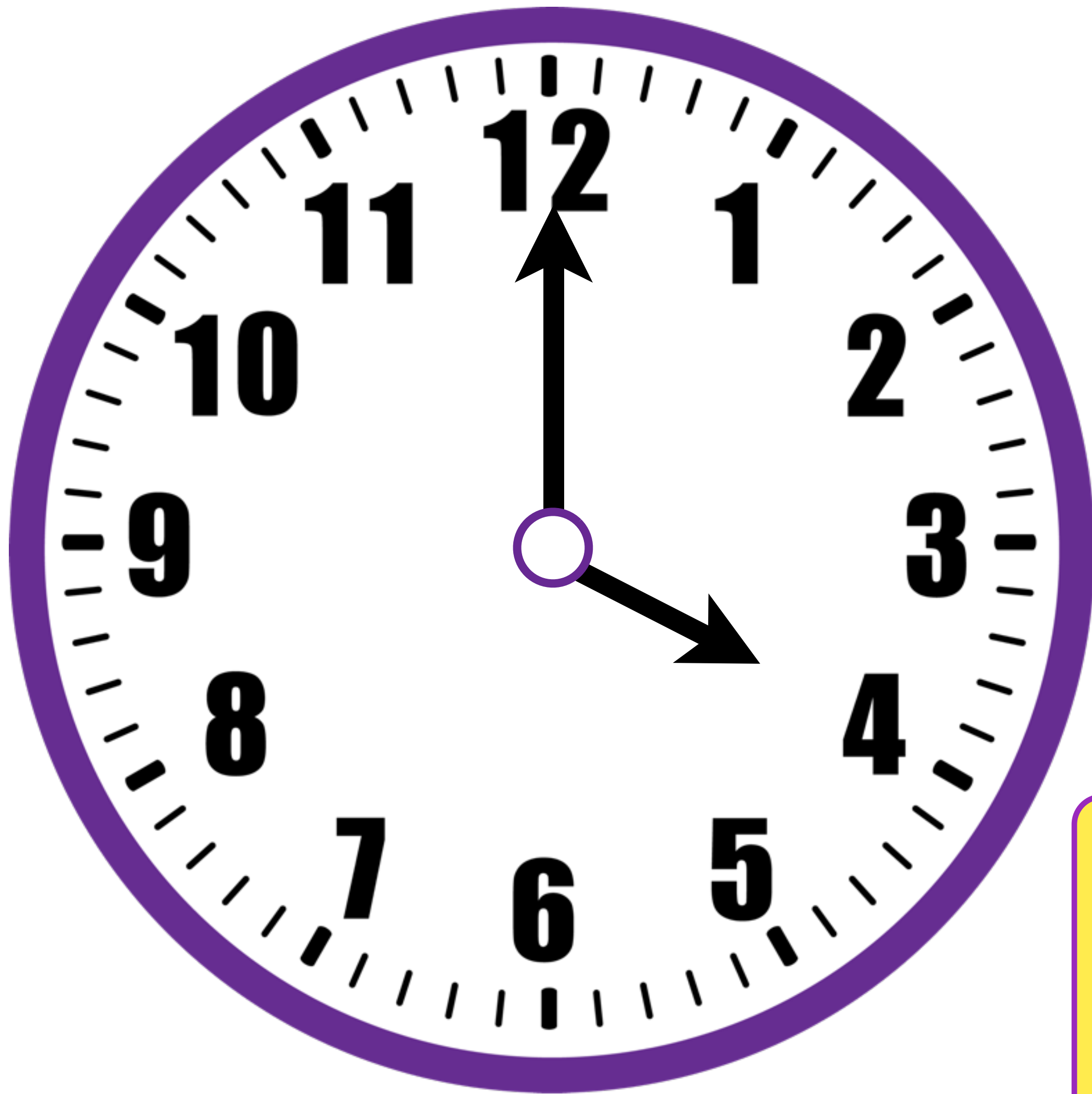
Each of these numbers represents an hour. As the minute hand goes around the clock, the hour hand moves from one number to the next. When the hour hand is pointing at the '3' it means it is 3 o'clock.

Remember, the hour hand is shorter than the minute hand.



What time is being shown on this clock? How do you know?






The time is 4 o'clock. We know this because the hour hand is pointing to the four and the minute hand is pointing at the 12. This tells us the minute hand has passed round each of the 60 minutes to start a new hour.

Did you get that right?








What time is being shown on this clock? How do you know?






The time is **half past 7**. We know this because the hour hand is half way between the 7 and the 8, and the minute hand is half way around the clock, showing that half an hour has passed since 7 o'clock.

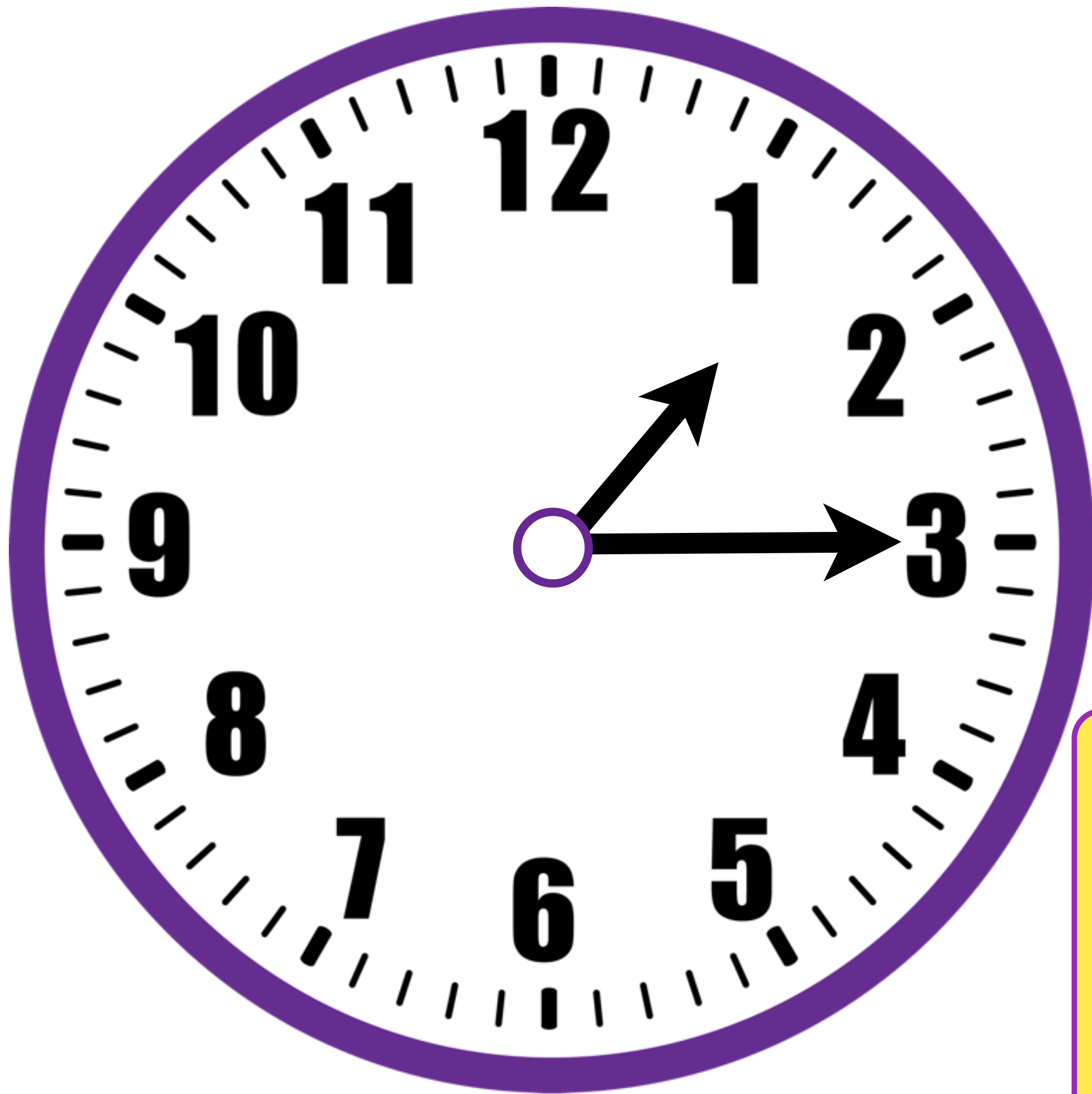
Did you get that right?





What time is being shown on this clock? How do you know?






The time is **quarter past 1**. We know this because the hour hand has just passed the 1 and the minute hand is quarter of the way around the clock. This shows that it is quarter of an hour past 1 o'clock.

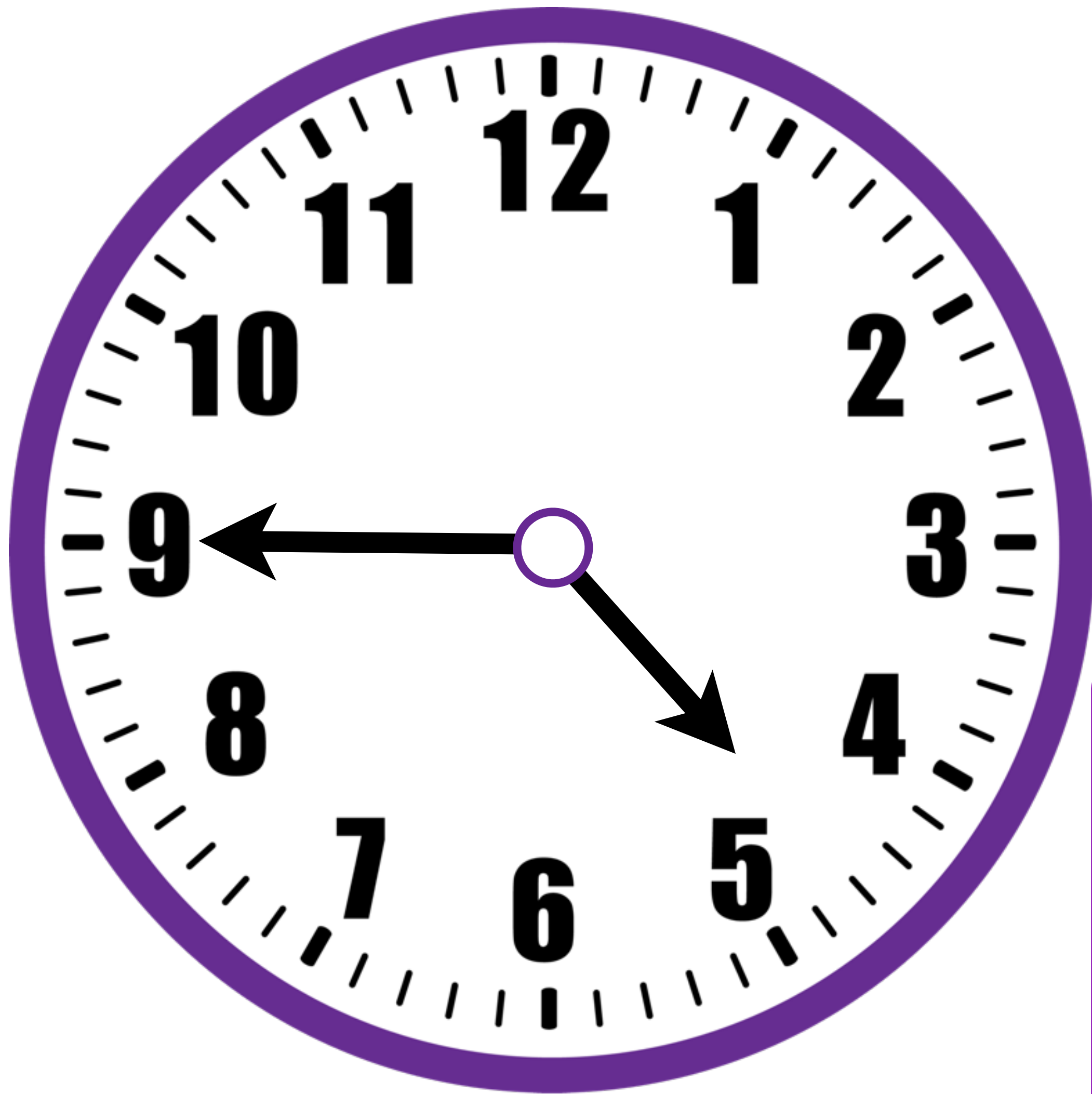
Did you get that right?





What time is being shown on this clock? How do you know?






The time is **quarter to 5**. We know this because the hour hand is almost at the five. The minute hand has quarter of an hour to go until it gets to 5 o'clock.

Did you get that right?




Hands up if you have remembered how to tell the time using o'clock, half past, quarter past and quarter to!

**Let's practise some more.  
Are you ready?**



What time is it?




◀ BACK


NEXT ▶




It's half past 10!




What time is it?




**It's 8 o'clock!**




What time is it?




It's quarter past 6!




What time is it?



It's half past 12!




What time is it?





It's quarter to 3!



Good work  
everyone!

