

Name: \_\_\_\_\_ Date: \_\_\_\_\_



Read each of these clock faces and colour in the correct time being shown.

|  |   |  |   |
|--|---|--|---|
| <p>1</p> <p>7 o'clock</p> <p>5 o'clock</p> <p>10 o'clock</p>               | <p>2</p> <p>2 o'clock</p> <p>12 o'clock</p> <p>8 o'clock</p>            | <p>3</p> <p>1 o'clock</p> <p>7 o'clock</p> <p>4 o'clock</p>                | <p>4</p> <p>Half past 11</p> <p>Half past 8</p> <p>Half past 9</p>        |
| <p>5</p> <p>Quarter past 5</p> <p>Quarter past 2</p> <p>Quarter past 6</p> | <p>6</p> <p>Half past 11</p> <p>Half past 12</p> <p>Half past 6</p>     | <p>7</p> <p>Quarter past 3</p> <p>Quarter past 8</p> <p>Quarter past 1</p> | <p>8</p> <p>Quarter to 12</p> <p>Quarter to 5</p> <p>Quarter to 8</p>     |
| <p>9</p> <p>Half past 7</p> <p>Half past 6</p> <p>Half past 5</p>          | <p>10</p> <p>Quarter to 9</p> <p>Quarter past 2</p> <p>Quarter to 3</p> | <p>11</p> <p>Quarter past 3</p> <p>Half past 7</p> <p>Quarter past 7</p>   | <p>12</p> <p>Quarter past 4</p> <p>Quarter to 4</p> <p>Quarter past 9</p> |

Well done! Now see if you can practise telling the time with a friend!

Name: \_\_\_\_\_ Date: \_\_\_\_\_



Read each of the clock faces on the clock wall and write the correct time in the corresponding boxes below.

The clock wall contains 16 numbered clock faces:

- 1: Purple border, 12 o'clock
- 2: Pink border, 3:15
- 3: Light blue border, 6:15
- 4: Green border, 3 o'clock
- 5: Yellow border, 9:15
- 6: Purple border, 6:30
- 7: Pink border, 9:30
- 8: Red border, 9 o'clock
- 9: Orange border, 6 o'clock
- 10: Blue border, 8:45
- 11: Yellow border, 6:15
- 12: Purple border, 3:15
- 13: Light blue border, 12 o'clock
- 14: Green border, 9:30
- 15: Orange border, 9 o'clock
- 16: Red border, 1:15

o'clock                      quarter past                      half past                      quarter to

|   |  |    |  |
|---|--|----|--|
| 1 |  | 9  |  |
| 2 |  | 10 |  |
| 3 |  | 11 |  |
| 4 |  | 12 |  |
| 5 |  | 13 |  |
| 6 |  | 14 |  |
| 7 |  | 15 |  |
| 8 |  | 16 |  |


Name: \_\_\_\_\_ Date: \_\_\_\_\_




Can you fill in the blanks? Write the times in the table for the clocks that are showing a time, and draw the hands on the clock to show the times that are already written.

|   |                |    |                |
|---|----------------|----|----------------|
| 1 |                | 9  |                |
| 2 | Quarter past 6 | 10 |                |
| 3 |                | 11 | Half past 12   |
| 4 | 3 o'clock      | 12 | Quarter past 2 |
| 5 | Quarter to 5   | 13 |                |
| 6 |                | 14 | Half past 8    |
| 7 | Quarter past 9 | 15 | Quarter to 9   |
| 8 |                | 16 |                |


6 o'clock




5 o'clock




Quarter past 7



Quarter past 10




Half past 2




9 o'clock




Half past 3




Quarter to 4




Half past 6




11 o'clock




Quarter  
to 3



Quarter  
past 9




Half  
past 12



Quarter  
to 6




Quarter  
to 12




Quarter  
to 9




Half  
past 5




Half  
past 8













Quarter  
past 5



Quarter  
to 7





1

2

3

4

5

6

7

8



9

10

11

12